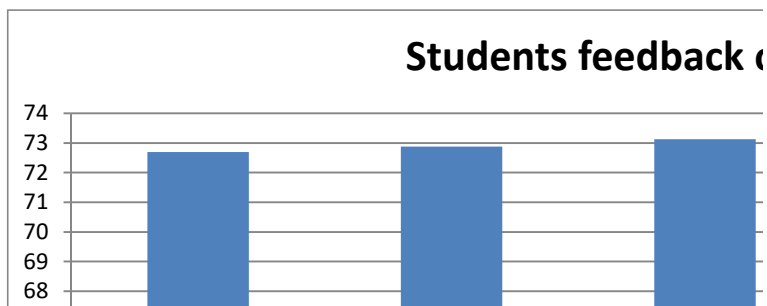
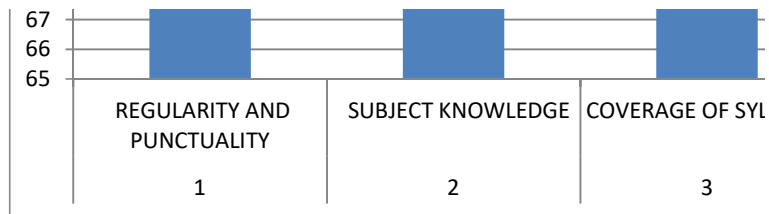


S.NO	NAME OF THE TEACHER	% OF REGULARITY AND PUNCTUALITY
1	MS. ANITHA ABRAHAM	114
2	MS.BANGLA BHARATHI	110
3	DR.SUCHITRA SINGH	117
4	MS.S.NIRMALA	124
5	MS.A .KAVITHA	120
6	MR.VENKATESH	120
7	DR.K.NIRMALA	105
8	DR.W.YADAV	111
9	DR.MUKTHA VANI	120
10	DR.A .THIRUPATHI	120
11	Ms. P.SULEKA	130
12	MS.B.VIJAYA NIRMALA	130
13	DR.N. SOUJANYA	130
14	MR.S.MADHU	130
15	MS.ISHARATH SULTHAN	130
16	MS.N.SREEDEVI	115
17	DR.D MALLESHWARI	130
18	MS.L.VISHNU PRIYA	120
19	DR.J.BHARATHI	127
20	MS.K. NAVEENA RANI	114
21	DR.CH.KISHORE KUMAR	115
22	MS.SANGEETHA	124
23	MS.S.NAGAMANI	117
24	DR.SHARATH REDDY	101
25	DR.K ANJANAYULLU	118
26	DR.M.ANIL KUMAR	130
27	MR.S.RAVI PRASAD	114
	total	3236
	Average	119.85

s.no	item
1	REGULARITY AND PUNCTUALITY
2	SUBJECT KNOWLEDGE
3	COVERAGE OF SYLLABUS
4	REMEDIAL CLASSES
5	COUSELLING





**INFERENCE:**

1. 72.7% of students feel their teachers are regular and punctual to the class.
2. 72.88% of students felt their teachers have latest subject knowledge.
3. 73.13% of students expressed that their syllabus is completed in time.
4. 73.25% of students feel that the remedial classes were very helpful.
5. 78.81% of students feel counselling by the teachers is useful and beneficial.

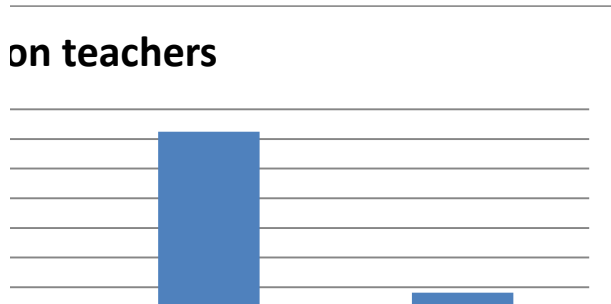


## STUDENTS FEEDBACK ON TEACHERS

% OF SUBJECT KNOWLEDGE	% OF COVERAGE OF SYLLABUS	% OF REMEDIAL CLASSES
91	120	115
110	110	110
120	114	81
101	130	94
114	117	120
117	114	120
109	106	120
102	96	105
120	120	120
120	120	111
124	127	124
130	130	130
121	115	130
130	130	130
127	130	130
130	121	130
130	124	130
120	120	120
122	109	124
111	107	114
102	115	127
130	130	118
130	112	130
130	130	130
130	130	124
130	130	130
119	124	124
3220	3231	3241
119.25	119.6666	120.03

%

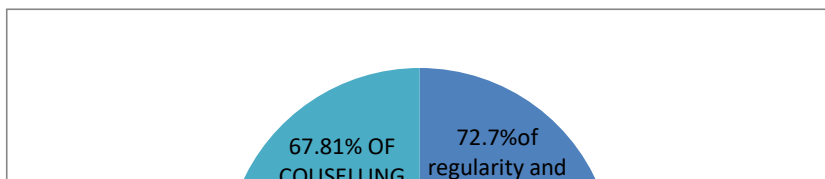
72.7  
72.88  
73.13  
73.25  
67.81

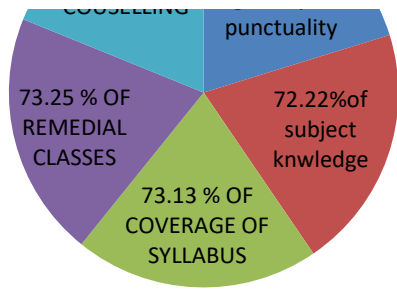


LLABUS	REMEDIAL CLASSES	COUSELLING
	4	5

in choosing there careers.

<b>% OF REGULARITY AND PUNCTI</b>	72.7
<b>% OF SUBJECT KNOWLEDGE</b>	72.88
<b>% OF COVERAGE OF SYLLABUS</b>	73.13
<b>% OF REMEDIAL CLASSES</b>	73.25
<b>% OF COUSELLING</b>	67.81





<b>% OF COUSSELLING</b>	<b>% OF OVERALL PERFORMANCE</b>
117	84.62
110	84.61
120	84.92
130	92.15
97	86.62
114	66.62
111	84.76
120	82.15
120	92.31
117	90.46
130	97.85
130	100
115	94
130	100
124	98.62
124	95.38
130	99.07
120	92.31
130	94.15
106	84.92
127	90.15
112	94.46
112	92.46
130	95.54
121	95.83
130	100
124	93.07
3000	
111.11	

